

# PreciControl ISD



REF 05889081 190

→ 3 x 3.0 mL

## English

### Intended use

PreciControl ISD is used for quality control of specified Elecsys immunoassays on Elecsys and **cobas e** immunoassay analyzers.

### Summary

PreciControl ISD is a lyophilized control based on human blood in three concentration ranges. The controls are used for monitoring the accuracy and precision of the Elecsys Cyclosporine, Elecsys Tacrolimus and Elecsys Sirolimus immunoassays.

### Reagents - working solutions

- PC ISD 1: 1 bottle, for 3.0 mL of control blood
- PC ISD 2: 1 bottle, for 3.0 mL of control blood
- PC ISD 3: 1 bottle, for 3.0 mL of control blood

Substance in human blood; preservative	PC ISD 1	PC ISD 2	PC ISD 3
Cyclosporine	approximately 100 ng/mL	approximately 350 ng/mL	approximately 1250 ng/mL
Tacrolimus	approximately 2.5 ng/mL	approximately 10 ng/mL	approximately 18 ng/mL
Sirolimus	approximately 3.5 ng/mL	approximately 10 ng/mL	approximately 18 ng/mL

The exact target values and ranges are encoded in the barcodes as well as printed on the enclosed (or electronically available) value sheet.

### Target values and ranges

The target values and ranges were determined and evaluated by Roche. They were obtained using the Elecsys Cyclosporine, Elecsys Tacrolimus and Elecsys Sirolimus assay reagents and analyzers available at the time of testing.

If the target values and control ranges are updated, this information is conveyed either via the reagent barcodes, or control barcodes (or provided electronically) and in an additional value sheet included in the reagent kit. This value sheet lists all control lots to which the new values apply. If some of the values remain unchanged, the original values conveyed via the CBC (Control Barcode), and in the value sheet included in the control kit (or provided electronically), remain valid.

Results must be within the specified ranges. In the event that increasing or decreasing trends, or any other suddenly occurring deviations beyond the range limits are observed, all test steps must be checked.

Traceability information is given in the Method Sheet of the relevant Elecsys assay.

Each laboratory should establish corrective measures to be taken if values fall outside the defined limits.

### Precautions and warnings

For in vitro diagnostic use.

Exercise the normal precautions required for handling all laboratory reagents.

Disposal of all waste material should be in accordance with local guidelines. Safety data sheet available for professional user on request.

All human material should be considered potentially infectious. All products derived from human blood are prepared exclusively from the blood of donors tested individually and shown to be free from HBsAg and antibodies to HCV and HIV. The testing methods applied were FDA-approved or cleared in compliance with the European Directive 98/79/EC, Annex II, List A.

However, as no testing method can rule out the potential risk of infection with absolute certainty, the material should be handled with the same level of care as a patient specimen. In the event of exposure, the directives of the responsible health authorities should be followed.<sup>1,2</sup>

The controls may not be used after the expiration date.

Avoid foam formation in all reagents and sample types (specimens, calibrators and controls).

### Handling

Carefully dissolve the contents of one bottle by adding exactly 3.0 mL of distilled or deionized water and allow to reconstitute closed for 30 minutes by permanent gentle agitation with a rotator until complete solution is obtained, avoiding foam formation.

Transfer aliquots (300 µL) of the reconstituted control into 2.0 mL microcentrifuge tubes. Aliquots intended for storage at -20 °C should be frozen immediately.

For each quality control procedure the aliquots must be pretreated following the pretreatment procedure given in the respective assay Method Sheet. Transfer the supernatant into an empty labeled snap-cap bottle (ControlSet Vial).

Perform **only one** control procedure per pretreated aliquot.

*Please note:* Both the vial labels, and the additional labels (if available) contain 2 different barcodes. The barcode between the yellow markers is for **cobas** 8000 systems only. If using a **cobas** 8000 system, please turn the vial cap 180° into the correct position so the barcode can be read by the system. Place the vial on the instrument as usual.

### Storage and stability

Store at 2-8 °C.

The lyophilized control is stable up to the stated expiration date.

Stability of the reconstituted controls:	
either at -20 °C	28 days (freeze only once)
or at 2-8 °C	7 days
or at 20-25 °C	5 days

Stability of the pretreated controls:	
Closed tube at 20-25 °C	4 hours
on the analyzers	up to 30 minutes (use only once)

Store controls **upright** in order to prevent the control solution from adhering to the snap-cap.

### Materials provided

- PreciControl ISD, 3 barcode cards, control barcode sheet, 3 x 10 bottle labels

### Materials required (but not provided)

- REF 03142949122, ControlSet Vials, 2 x 56 empty snap-cap bottles
- Elecsys 2010, MODULAR ANALYTICS E170 or **cobas e** immunoassay analyzers and assay reagents
- Distilled or deionized water

See the assay Method Sheet and the operator's manual for additionally required materials.

### Assay

Ensure the controls are at 20-25 °C prior to pretreatment.

For pretreatment procedure refer to the respective section in the assay Method Sheet.

Treat the pretreated controls in the system-compatible labeled bottles for analysis in the same way as patient samples.

Read the data into the analyzer.

Ensure the pretreated controls are analyzed/measured within 30 minutes.

Run controls daily in parallel with patient samples, once per reagent kit, and whenever a calibration is performed. The control intervals and limits should be adapted to each laboratory's individual requirements.

Follow the applicable government regulations and local guidelines for quality control.

### References

- Occupational Safety and Health Standards: bloodborne pathogens. (29 CFR Part 1910.1030). Fed. Register.
- Directive 2000/54/EC of the European Parliament and Council of 18 September 2000 on the protection of workers from risks related to exposure to biological agents at work.

# PreciControl ISD









For further information, please refer to the appropriate operator's manual for the analyzer concerned, the respective application sheets, the product information and the Method Sheets of all necessary components (if available in your country).

A point (period/stop) is always used in this Method Sheet as the decimal separator to mark the border between the integral and the fractional parts of a decimal numeral. Separators for thousands are not used.

## Symbols

Roche Diagnostics uses the following symbols and signs in addition to those listed in the ISO 15223-1 standard.

	Contents of kit
	Analyzers/Instruments on which reagents can be used
	Reagent
	Calibrator
	Volume after reconstitution or mixing
	Global Trade Item Number

COBAS, COBAS E, ELECSYS and PRECICONTROL are trademarks of Roche.

All other product names and trademarks are the property of their respective owners.

Additions, deletions or changes are indicated by a change bar in the margin.

© 2015, Roche Diagnostics



Roche Diagnostics GmbH, Sandhofer Strasse 116, D-68305 Mannheim  
[www.roche.com](http://www.roche.com)

